


# Coloring picture fuzzy graphs through their cuts and its computation



Isnaini Rosyida <sup>a,1,\*</sup>, Suryono Suryono <sup>b,3</sup>

<sup>a</sup> Department of Mathematics, Faculty of Mathematics and Natural Sciences, Universitas Negeri Semarang, Semarang, Indonesia

<sup>b</sup> Postgraduate School, Department of Doctor of Information System, Universitas Diponegoro, Semarang, Indonesia

<sup>1</sup> isnaini@mail.unnes.ac.id; <sup>2</sup> suryono@fisika.fsm.undip.ac.id

\* corresponding author

## ARTICLE INFO

### Article history

Selected paper from The 2020 3rd International Symposium on Advanced Intelligent Informatics (SAIN'20), Nanjing-China (Virtually), 25-26 November 2020, <http://sain.ijain.org/2020/>. Peer-reviewed by SAIN'20 Scientific Committee and Editorial Team of IJAIN journal.

Received October 31, 2020

Revised November 26, 2020

Accepted March 29, 2021

Available online March 31, 2021

### Keywords

Picture fuzzy graph  
Coloring graph  
Cuts  
Chromatic number  
Intuitionistic Fuzzy set

## ABSTRACT

In a fuzzy set (FS), there is a concept of alpha-cuts of the FS for alpha in  $[0,1]$ . Further, this concept was extended into (alpha,delta)-cuts in an intuitionistic fuzzy set (IFS) for delta in  $[0,1]$ . One of the expansions of FS and IFS is the picture fuzzy set (PFS). Hence, the concept of (alpha,delta)-cuts was developed into (alpha,delta,beta)-cuts in a PFS where beta is an element of  $[0,1]$ . Since a picture fuzzy graph (PFG) consists of picture fuzzy vertex or edge sets or both of them, we have an idea to construct the notion of the (alpha,delta,beta)-cuts in a PFG. The steps used in this paper are developing theories and algorithms. The objectives in this research are to construct the concept of (alpha,delta,beta)-cuts in picture fuzzy graphs (PFGs), to construct the (alpha,delta,beta)-cuts coloring of PFGs, and to design an algorithm for finding the cut chromatic numbers of PFGs. The first result is a definition of the (alpha,delta,beta)-cut in picture fuzzy graphs (PFGs) where (alpha,delta,beta) are elements of a level set of the PFGs. Further, some properties of the cuts are proved. The second result is a concept of PFG coloring and the chromatic number of PFG based on the cuts. The third result is an algorithm to find the cuts and the chromatic numbers of PFGs. Finally, an evaluation of the algorithm is done through Matlab programming. This research could be used to solve some problems related to theories and applications of PFGs.



This is an open access article under the [CC-BY-SA](https://creativecommons.org/licenses/by-sa/4.0/) license.



## 1. Introduction

Zadeh first introduced the fuzzy set (FS) theory in 1965 that could be used to handle indeterminate phenomena in real-life problems [1]. Every member in the FS is assigned to a single value of membership degree. However, in real problems, sometimes people want to know a degree of non-membership of an element. To deal with this problem, Atanassov initiated an intuitionistic fuzzy set (IFS) where there are membership and non-membership degrees of each element [2]. Recently, Cuong constructed a picture fuzzy set (PFS), an extension of FS and IFS theories, by adding a neutral membership degree for each element [3]. In other words, there are three types of degrees assigned to each element in the PFS (i.e., positive, negative, and neutral membership degrees). Some aspects of the PFS have also been investigated [4] [5].

Based on FS's fuzzy relation, Rosenfeld proposed a fuzzy graph to deal with indeterminacy in a network [1]. After that, an intuitionistic fuzzy graph (IFG) has also been constructed through the concept of intuitionistic fuzzy relation [6], [7]. Nowadays, a concept of picture fuzzy graph (PFG) has been initiated by means of picture fuzzy relation [8] [9]. Further, Zuo *et al.* [10] gave some operations on PFG, i.e., union, join, and cartesian product. Meanwhile, Xiao *et al.* [11] studied regular PFGs and

provided some properties of them. Furthermore, Ismayil *et al.* [12] investigated an edge domination problem in PFGs, Jayalakshmi and Vidhya [13] initiated a direct sum on PFGs, and Talebi *et al.* [14] determined energy in PFGs. In addition, some scholars verified applications of PFGs, such as in Koczy *et al.* [15], Mohanta *et al.* [16], Das and Ghorai [17][18], Das *et al.* [19][20], Sitara *et al.* [21], and Mani *et al.* [22].

The concept of  $\alpha$ -cuts of an FS for  $\alpha \in [0,1]$  was first proposed by Zadeh [1]. Further, the  $\alpha$ -cuts were extended into  $\alpha, \delta$ -cuts in an IFS [2]. Furthermore, Cuong and Kreinovich expanded the concept into the  $\alpha, \delta, \beta$ -cuts in a PFS [3]. This background motivated us to develop the cuts in picture fuzzy graphs (PFGs). The concepts of fuzzy graph coloring and IFG coloring have been proposed by researchers [23]-[29]. However, no researchers discussed the concept of coloring in the PFGs until now. Therefore, the objectives of this research are as follows: to develop the concept of  $\alpha, \delta, \beta$ -cuts in picture fuzzy graphs (PFGs) because the PFGs consist of picture fuzzy vertex or edge sets or both of them; to investigate some properties of the  $\alpha, \delta, \beta$ -cuts in the PFGs; to construct a concept of PFG coloring and the chromatic number of PFG based on the  $\alpha, \delta, \beta$ -cuts; and to design an algorithm for determining the cuts and the chromatic number of the PFGs. The last objective is to evaluate the algorithm through Matlab programming. These are novelties of this research.

We organize this paper in the following: introduction and some basic concepts are summarized in section 1. Further, the methods used in this research are given in section 2. Moreover, the construction of the  $\alpha, \delta, \beta$ -cuts of PFGs and the cuts' properties, a coloring concept of PFGs based on the cuts, and an algorithm are described in section 3. The conclusion and upcoming research are given at the end section.

We discuss some basic concepts in PFGs in this section. Given a universe of discourse  $X$ . A fuzzy set  $\tilde{A}$  on  $X$  is a set  $\{(x, \mu_{\tilde{A}}(x)) : x \in X\}$ , where  $\mu_{\tilde{A}} : X \rightarrow [0,1]$  is mentioned as a membership function of the fuzzy set  $\tilde{A}$ . [1]

**Definition 1.** An intuitionistic fuzzy set (IFS)  $\tilde{A}$  on  $X$  is a set of the form  $\{(x, \mu_{\tilde{A}}(x), \nu_{\tilde{A}}(x)) : x \in X\}$ , where  $\mu_{\tilde{A}}(x) \in [0,1]$  is called a degree of membership of element  $x$  in  $\tilde{A}$  and  $\nu_{\tilde{A}}(x) \in [0,1]$  is a degree of non-membership of element  $x$  in  $\tilde{A}$  which fulfill the condition  $0 \leq \mu_{\tilde{A}}(x) + \nu_{\tilde{A}}(x) \leq 1$ . [2]

**Definition 2.** A picture fuzzy set (PFS)  $\tilde{A}$  on  $X$  is a set of the form  $\{(x, \mu_{\tilde{A}}(x), \eta_{\tilde{A}}(x), \nu_{\tilde{A}}(x)) : x \in X\}$ , where  $\mu_{\tilde{A}}(x) \in [0,1]$ ,  $\eta_{\tilde{A}}(x) \in [0,1]$ , and  $\nu_{\tilde{A}}(x) \in [0,1]$ , respectively represent a positive membership degree (PM), a neutral membership degree (NeuM), and a negative membership degree (NM) of element  $x$  in the PFS  $\tilde{A}$  which satisfy  $0 \leq \mu_{\tilde{A}}(x) + \eta_{\tilde{A}}(x) + \nu_{\tilde{A}}(x) \leq 1$ .

The value  $\pi_{\tilde{A}}(x) = 1 - (\mu_{\tilde{A}}(x) + \eta_{\tilde{A}}(x) + \nu_{\tilde{A}}(x))$  is named as a degree of refusal membership of  $x$  in  $\tilde{A}$ . It is obvious that a PFS will be reduced into an IFS if  $\eta_{\tilde{A}}(x) = 0$  for each  $x \in X$ . [3]

**Definition 3.** A picture fuzzy relation is defined as a PFS  $\tilde{R}$  on  $X \times Y$  as follows  

$$\tilde{R} = \{(a, b), \mu_{\tilde{R}}(a, b), \eta_{\tilde{R}}(a, b), \nu_{\tilde{R}}(a, b) : a \in X, b \in Y\}$$
 where  $\mu_{\tilde{R}}(a, b) \in [0,1]$ ,  $\eta_{\tilde{R}}(a, b) \in [0,1]$ , and  $\nu_{\tilde{R}}(a, b) \in [0,1]$  meet the condition  $0 \leq \mu_{\tilde{R}}(a, b) + \eta_{\tilde{R}}(a, b) + \nu_{\tilde{R}}(a, b) \leq 1$  for each  $(a, b) \in X \times Y$ . [3]

Given a universal set  $X$ . A subset, a union, and intersection between two picture fuzzy sets  $\tilde{A} = \{(x, \mu_{\tilde{A}}(x), \eta_{\tilde{A}}(x), \nu_{\tilde{A}}(x)) : x \in X\}$  and  $\tilde{B} = \{(x, \mu_{\tilde{B}}(x), \eta_{\tilde{B}}(x), \nu_{\tilde{B}}(x)) : x \in X\}$  are given below.

- The PFS  $\tilde{A}$  is a subset of  $\tilde{B}$ , denoted by  $\tilde{A} \subseteq \tilde{B}$ , if [3]  
 "  $\mu_{\tilde{A}}(x) \leq \mu_{\tilde{B}}(x); \eta_{\tilde{A}}(x) \leq \eta_{\tilde{B}}(x); \nu_{\tilde{A}}(x) \geq \nu_{\tilde{B}}(x)$ ."

- A union of PFSs  $\tilde{A}$  and  $\tilde{B}$ , symbolized by  $\tilde{A} \cup \tilde{B}$ , is a set [3]

$$" \tilde{A} \cup \tilde{B} = \{x, \max \{ \mu_{\tilde{A}}(x), \mu_{\tilde{B}}(x) \}, \min \{ \eta_{\tilde{A}}(x), \eta_{\tilde{B}}(x) \}, \min \{ \nu_{\tilde{A}}(x), \nu_{\tilde{B}}(x) \} \} | x \in X \}."$$

- An intersection of  $\tilde{A}$  and  $\tilde{B}$  is defined as [3]  

$$" \tilde{A} \cap \tilde{B} = \{x, \min \{ \mu_{\tilde{A}}(x), \mu_{\tilde{B}}(x) \}, \min \{ \eta_{\tilde{A}}(x), \eta_{\tilde{B}}(x) \}, \max \{ \nu_{\tilde{A}}(x), \nu_{\tilde{B}}(x) \} | x \in X \} . "$$
- Given two PFSs  $\tilde{A} = \{ (x, \mu_{\tilde{A}}(x), \eta_{\tilde{A}}(x), \nu_{\tilde{A}}(x)) | x \in X_1 \}$  and  $\tilde{B} = \{ (y, \mu_{\tilde{B}}(y), \eta_{\tilde{B}}(y), \nu_{\tilde{B}}(y)) | y \in X_2 \}$ . A Cartesian product of  $\tilde{A}$  and  $\tilde{B}$  is  

$$" \tilde{A} \times_2 \tilde{B} = \{ ((x, y), \mu_{\tilde{A}}(x) \wedge \mu_{\tilde{B}}(y), \eta_{\tilde{A}}(x) \wedge \eta_{\tilde{B}}(y), \nu_{\tilde{A}}(x) \vee \nu_{\tilde{B}}(y)) | x \in X_1, y \in X_2 \} " [3].$$
- A set " $co(\tilde{A}) = \{ (\nu_{\tilde{A}}(x), \eta_{\tilde{A}}(x), \mu_{\tilde{A}}(x)) | x \in X \}$ " is mentioned as a complement of a PFS  $\tilde{A}$  [3].
- A height of positive membership is a set  $h(A_+) = \sup \{ \mu_{\tilde{A}}(x) \}$ . Whereas, the heights of neutral and negative memberships are the sets  $h(A_{\pm}) = \inf \{ \eta_{\tilde{A}}(x) \}$  and  $h(A_-) = \inf \{ \nu_{\tilde{A}}(x) \}$ , respectively [5].
- Given  $\alpha, \delta, \beta$  where  $\alpha, \delta, \beta \in [0, 1]$  and  $\alpha + \delta + \beta \leq 1$ . The  $\alpha, \delta, \beta$ -cut of PFS  $\tilde{A}$  is stipulated as a set " $A^{\alpha, \delta, \beta} = \{ x \in X | \mu_{\tilde{A}}(x) \geq \alpha, \eta_{\tilde{A}}(x) \geq \delta, \nu_{\tilde{A}}(x) \leq \beta \}$ " [3].

Furthermore, the concept of picture fuzzy graph and related concepts are described below [8][30].

**Definition 4.** Given a graph  $G^* = (V, E)$ . A picture fuzzy graph (PFG) is a graph  $\tilde{G}(\tilde{V}, \tilde{E})$  on  $G^*$  where  $\tilde{V} = \{ (x, \mu_{\tilde{V}}(x), \eta_{\tilde{V}}(x), \nu_{\tilde{V}}(x)) | x \in V \}$  is a PFS on  $V$  and  $\tilde{E} = \{ (uv, \mu_{\tilde{E}}(uv), \eta_{\tilde{E}}(uv), \nu_{\tilde{E}}(uv)) | uv \in E \}$  is a PFS on  $E$  such that

$$" \mu_{\tilde{V}}(xy) \leq \min \{ \mu_{\tilde{V}}(x), \mu_{\tilde{V}}(y) \}; \eta_{\tilde{V}}(xy) \leq \min \{ \eta_{\tilde{V}}(x), \eta_{\tilde{V}}(y) \}; \nu_{\tilde{V}}(xy) \leq \max \{ \nu_{\tilde{V}}(x), \nu_{\tilde{V}}(y) \} " \tag{1}$$

The picture fuzzy graph (PFG) in Definition 4 is a PFG with picture fuzzy vertex and edge sets. Meanwhile, a PFG with crisp vertex set is a graph  $\tilde{G}(V, \tilde{E})$  with picture fuzzy edge set

$$\tilde{E} = \{ (uv, \mu_{\tilde{E}}(uv), \eta_{\tilde{E}}(uv), \nu_{\tilde{E}}(uv)) | uv \in E \}$$

which automatically satisfies (1).

Based on the concept of the subset of PFS, a subset of PFG is defined as follows. Given PFGs  $\tilde{G}(\tilde{A}_1, \tilde{E}_1)$  and  $\tilde{H}(\tilde{A}_2, \tilde{E}_2)$ . The PFG  $\tilde{G}$  is said to be a subset of  $\tilde{H}$ , symbolized  $\tilde{G} \subseteq \tilde{H}$ , if " $\tilde{A}_1 \subseteq \tilde{A}_2$  and  $\tilde{E}_1 \subseteq \tilde{E}_2$ ".

A PFG  $\tilde{G}(\tilde{V}, \tilde{E})$  on  $G^*$  is called regular if [10]

$$\sum_{\substack{x \\ x \neq v}} \mu_{\tilde{E}}(xv) = \text{constant}; \sum_{\substack{x \\ x \neq v}} \eta_{\tilde{E}}(xv) = \text{constant}; \sum_{\substack{x \\ x \neq v}} \nu_{\tilde{E}}(xv) = \text{constant}$$

For all  $uv \in E$ . Further, PFG  $\tilde{G}(\tilde{V}, \tilde{E})$  is mentioned as strong if

$$" \mu_{\tilde{E}}(uv) = \mu_{\tilde{V}}(u) \wedge \mu_{\tilde{V}}(v); \eta_{\tilde{E}}(uv) = \eta_{\tilde{V}}(u) \wedge \eta_{\tilde{V}}(v); \nu_{\tilde{E}}(uv) = \nu_{\tilde{V}}(u) \vee \nu_{\tilde{V}}(v); \forall uv \in E " [30].$$

A complete PFG is a graph  $\tilde{G}(\tilde{V}, \tilde{E})$  where

$$" \mu_{\tilde{E}}(uv) = \mu_{\tilde{V}}(u) \wedge \mu_{\tilde{V}}(v); \eta_{\tilde{E}}(uv) = \eta_{\tilde{V}}(u) \wedge \eta_{\tilde{V}}(v); \nu_{\tilde{E}}(uv) = \nu_{\tilde{V}}(u) \vee \nu_{\tilde{V}}(v); \forall u, v \in V " [30].$$

**Example 2.1.** The PFG in Fig. 1 strong. Meanwhile, the PFG in Fig. 2 is complete. However, both of the two PFGs are not regular.

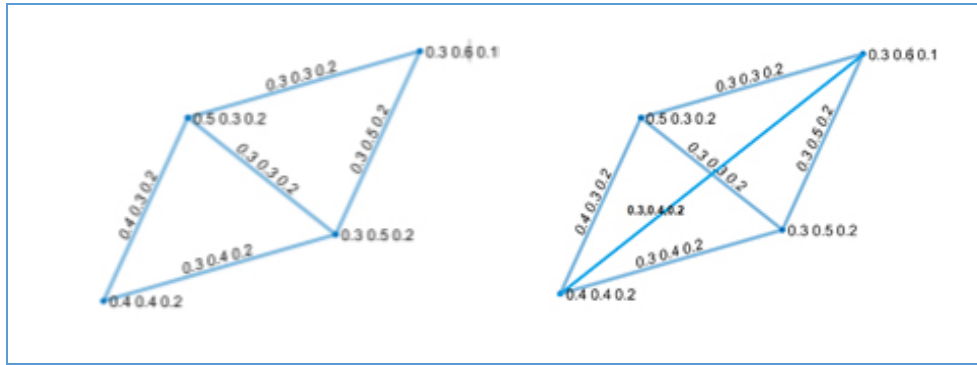


Fig. 1. Example of strong PFG (left) and complete PFG (right)

## 2. Method

This research is theoretical research that includes the development of theories and the construction of an algorithm. The steps used in this research are as follows:

- 1) Developing a concept of  $\alpha, \delta, \beta$ -cut in the PFGs based on  $\alpha, \delta, \beta$ -cut of the PFS.
- 2) Investigating some properties of the  $\alpha, \delta, \beta$ -cuts of PFGs.
- 3) Defining coloring the PFGs through crisp coloring on the  $\alpha, \delta, \beta$ -cuts.
- 4) Defining the chromatic number, i.e., the minimum number to color vertices of PFGs, through the cut chromatic numbers.
- 5) Constructing an algorithm to determine the  $\alpha, \delta, \beta$ -cuts and the chromatic number of PFGs based on the previous steps' concepts.
- 6) Evaluating the algorithm through Matlab programming.

## 3. Results and Discussion

The main results in this paper are discussed in this section. Firstly, we develop the notion of level set and  $\alpha, \delta, \beta$ -cuts in picture fuzzy graphs (PFGs) as in Definition 3.2.1 and Definition 3.2.2.

### 3.1. $\alpha, \delta, \beta$ -Cuts of picture fuzzy graphs (PFGs)

The concept of level set in Definition 3.1.1 is constructed based on the PFS level set concept as given in [5].

**Definition 3.1.1.** Given a graph  $G^* = (V, E)$  and a PFG with picture fuzzy vertex and edge sets  $\tilde{G}(\tilde{V}, \tilde{E})$  on  $G^*$  where  $\tilde{V} = \{(x, \mu_{\tilde{V}}(x), \eta_{\tilde{V}}(x), \nu_{\tilde{V}}(x)) \mid x \in V\}$  and  $\tilde{E} = \{(uv, \mu_{\tilde{E}}(uv), \eta_{\tilde{E}}(uv), \nu_{\tilde{E}}(uv)) \mid uv \in E\}$ . A level set of  $\tilde{V}$  is a set

$$L_{\tilde{V}} = \{\alpha \mid \mu_{\tilde{V}}(x) = \alpha, \alpha \in [0, h_1]\} \cup \{\delta \mid \eta_{\tilde{V}}(x) = \delta, \delta \in [h_2, 1]\} \cup \{\beta \mid \nu_{\tilde{V}}(x) = \beta, \beta \in [h_3, 1]\}.$$

Whereas, a level set of  $\tilde{E}$  is a set

$$L_{\tilde{E}} = \{\alpha \mid \mu_{\tilde{E}}(uv) = \alpha, \alpha \in [0, t_1]\} \cup \{\delta \mid \eta_{\tilde{E}}(uv) = \delta, \delta \in [t_2, 1]\} \cup \{\beta \mid \nu_{\tilde{E}}(uv) = \beta, \beta \in [t_3, 1]\}$$

where  $h_1, h_2, h_3$  and  $t_1, t_2, t_3$  are heights of PM, NeuM, and NM of  $\tilde{V}$  and  $\tilde{E}$ , respectively. A level set of the PFG is a set  $L = L_{\tilde{V}} \cup L_{\tilde{E}}$ .

Further, the cut of PFGs in Definition 3.1.2 is developed based on the cut of PFS as introduced in [3].

**Definition 3.1.2.** Let  $G^* = (V, E)$  be a graph. Let  $\tilde{G}(\tilde{V}, \tilde{E})$  be a PFG on  $G^*$ . Given  $\alpha, \delta, \beta \in L \cup \{0\}$  where  $L$  is level set of the PFG and  $\alpha + \delta + \beta \leq 1$ . An  $\alpha, \delta, \beta$ -cut of  $\tilde{G}$  is a crisp graph  $G^{\alpha, \delta, \beta} = (V^{\alpha, \delta, \beta}, E^{\alpha, \delta, \beta})$  for which

$$V^{\alpha, \delta, \beta} = \{x \in V \mid \mu_{\tilde{V}}(x) \geq \alpha \ \& \ \eta_{\tilde{V}}(x) \geq \delta \ \& \ \nu_{\tilde{V}}(x) \leq \beta\};$$

and

$$E^{\alpha,\delta,\beta} = \{xy \in E \mid \mu_{\tilde{E}}(xy) \geq \alpha \ \& \ \eta_{\tilde{E}}(xy) \geq \delta \ \& \ \nu_{\tilde{E}}(xy) \leq \beta\}. \tag{2}$$

When  $\tilde{G}(V, \tilde{E})$  is a PFG with a crisp vertex set and picture fuzzy edge set, then the  $\alpha, \delta, \beta$ -cut of the PFG  $\tilde{G}$  is a crisp graph  $G^{\alpha,\delta,\beta} = (V, E^{\alpha,\delta,\beta})$  where  $E^{\alpha,\delta,\beta}$  is defined in (2).

Let us consider the cuts of the PFGs in Example 3.1.1.

**Example 3.1.1.** Given a picture fuzzy graph  $\tilde{G}(\tilde{V}, \tilde{E})$  in Fig. 2. The graph in Fig. 2 is not a type of regular, strong, or complete PFG. Given  $\alpha, \delta, \beta \in L$  with  $L = \{0.1, 0.2, 0.3, \dots, 0.6\}$ . For  $\alpha = 0.1, \delta = 0.5, \beta = 0.3$ , the  $\alpha, \delta, \beta$ -cut of the PFG is depicted in Fig. 3(i). Further for  $\alpha = 0.3, \delta = 0.7, \beta = 0.4$ , the  $\alpha, \delta, \beta$ -cut is described in Fig. 3(ii).

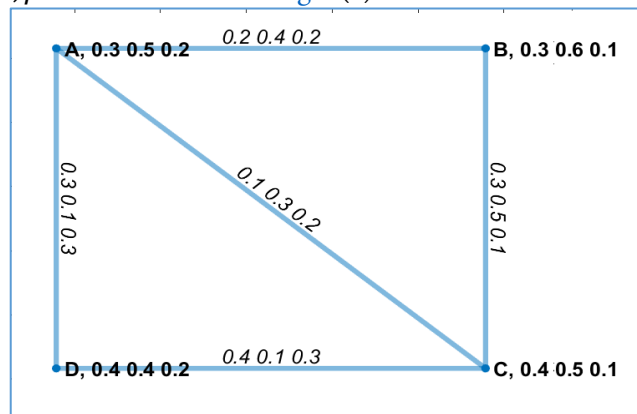


Fig. 2. Picture fuzzy graph  $\tilde{G}(\tilde{V}, \tilde{E})$  with level set  $\{0.1, 0.2, 0.3, \dots, 0.7\}$

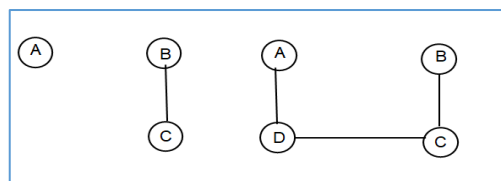


Fig. 3. Cut  $G^{0.1,0.5,0.3}$  (i) and cut  $G^{0.3,0.1,0.3}$  (ii) of the PFG in Fig. 2

**Example 3.1.2.** Given a picture fuzzy graph with crisp vertex set  $\tilde{G}(V, \tilde{E})$  in Fig. 4. Some  $\alpha, \delta, \beta$ -cuts of the PFG are described in Fig. 5.

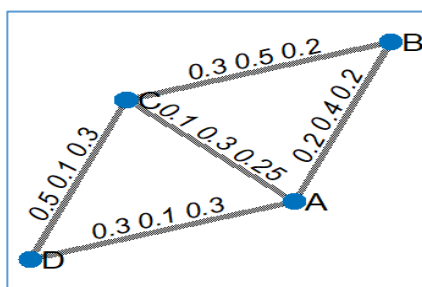


Fig. 4. A picture fuzzy graph with crisp vertex set

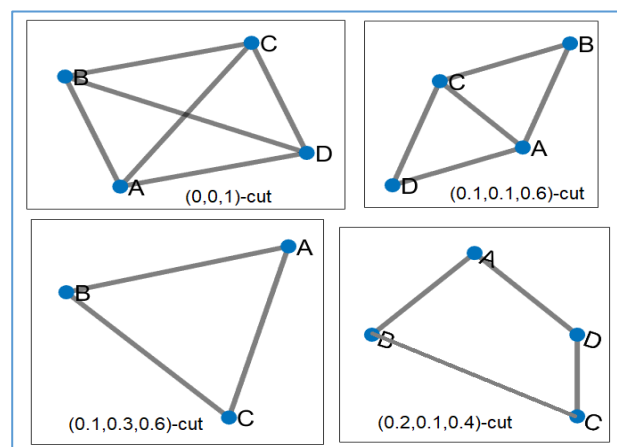


Fig. 5. Some  $\alpha, \delta, \beta$ -cuts of the PFG in Fig. 4

We can see that all cuts in Fig. 5 satisfy  $\mu_{\tilde{E}}(xy) \geq \alpha, \eta_{\tilde{E}}(xy) \geq \delta, \nu_{\tilde{E}}(xy) \leq \beta$  for each  $xy \in E$ .

### 3.2. Properties of the $\alpha, \delta, \beta$ - cuts of PFGs

We prove some properties of the  $\alpha, \delta, \beta$ -cuts of PFGs as stated in Theorem 3.2.1-3.2.2.

**Theorem 3.2.1.** Given a graph  $G^* = (V, E)$ . Let  $\tilde{G}(\tilde{V}, \tilde{E})$  be a PFG on  $G^*$ , where  $\tilde{V} = \{(x, \mu_{\tilde{V}}(x), \eta_{\tilde{V}}(x), \nu_{\tilde{V}}(x)) | x \in V\}$  and  $\tilde{E} = \{(uv, \mu_{\tilde{E}}(uv), \eta_{\tilde{E}}(uv), \nu_{\tilde{E}}(uv)) | uv \in E\}$ . Given  $\alpha_1, \delta_1, \beta_1, \alpha_2, \delta_2, \beta_2 \in L$  where  $L$  is level set of  $\tilde{G}$ ,  $\alpha_1 + \beta_1 + \delta_1 \leq 1$ , and  $\alpha_2 + \beta_2 + \delta_2 \leq 1$ . If  $\alpha_1 \geq \alpha_2, \delta_1 \geq \delta_2, \beta_1 \leq \beta_2$ , then

$$G^{\alpha_1, \delta_1, \beta_1} \subseteq G^{\alpha_2, \delta_2, \beta_2}$$

**Proof.** Given a graph  $G^* = (V, E)$  and  $\alpha_1, \delta_1, \beta_1, \alpha_2, \delta_2, \beta_2 \in L$ . Let  $x$  be any vertex in  $V^{\alpha_1, \delta_1, \beta_1}$ . Based on the definition of a cut of the PFS, we get  $\mu_{\tilde{V}}(x) \geq \alpha_1, \eta_{\tilde{V}}(x) \geq \delta_1, \nu_{\tilde{V}}(x) \leq \beta_1$ . Let  $uv$  be any edge in  $E^{\alpha_1, \delta_1, \beta_1}$ . It means that  $\mu_{\tilde{E}}(uv) \geq \alpha_1, \eta_{\tilde{E}}(uv) \geq \delta_1, \nu_{\tilde{E}}(uv) \leq \beta_1$ . We know that  $\alpha_1 \geq \alpha_2, \delta_1 \geq \delta_2, \beta_1 \leq \beta_2$ . It implies

$$\begin{aligned} \mu_{\tilde{V}}(x) &\geq \alpha_1 \geq \alpha_2, \eta_{\tilde{V}}(x) \geq \delta_1 \geq \delta_2, \nu_{\tilde{V}}(x) \leq \beta_1 \leq \beta_2 \text{ and} \\ \mu_{\tilde{E}}(uv) &\geq \alpha_1 \geq \alpha_2, \eta_{\tilde{E}}(uv) \geq \delta_1 \geq \delta_2, \nu_{\tilde{E}}(uv) \leq \beta_1 \leq \beta_2. \end{aligned}$$

We obtain  $x \in V^{\alpha_2, \delta_2, \beta_2}$  and  $uv \in E^{\alpha_2, \delta_2, \beta_2}$ .

Therefore,  $V^{\alpha_1, \delta_1, \beta_1} \subseteq V^{\alpha_2, \delta_2, \beta_2}$  and  $E^{\alpha_1, \delta_1, \beta_1} \subseteq E^{\alpha_2, \delta_2, \beta_2}$ . Thus,  $G^{\alpha_1, \delta_1, \beta_1} \subseteq G^{\alpha_2, \delta_2, \beta_2}$  and the theorem is proved. ■

**Theorem 3.2.2.** Given a PFG  $\tilde{G}(\tilde{V}, \tilde{E})$  on  $G^* = (V, E)$ . If  $\alpha = 0, \delta = 0, \beta = \max\{d_1, d_2\}$  where  $d_1 = \max\{\nu_{\tilde{V}}(x) | x \in V\}$ , and  $d_2 = \max\{\nu_{\tilde{E}}(uv) | uv \in E\}$ , then the cut  $G^{\alpha, \delta, \beta}$  of the PFG is a complete crisp graph.

**Proof.** Since  $\alpha = 0, \delta = 0, \beta = \max\{d_1, d_2\}$ , each  $x$  in  $V$  satisfy  $\mu_{\tilde{V}}(x) \geq \alpha, \eta_{\tilde{V}}(x) \geq \delta, \nu_{\tilde{V}}(x) \leq \beta$ . Also, all pairs  $uv$  for each  $u, v \in V$  satisfy  $\mu_{\tilde{E}}(uv) \geq \alpha; \eta_{\tilde{E}}(uv) \geq \delta; \nu_{\tilde{E}}(uv) \leq \beta$ . Hence, the  $(\alpha, \delta, \beta)$  - cut of the PFG is a crisp graph where there is a connection between each pair of vertices. Thus, the cut is a crisp complete graph. ■

**Theorem 3.2.3.** Let  $\tilde{G}(\tilde{V}, \tilde{E})$  be a picture fuzzy graph on  $G^* = (V, E)$ .

Let  $a = \min\{\mu_{\tilde{V}}(x) | x \in V\}$ ,  $b = \min\{\mu_{\tilde{E}}(uv) | uv \in E\}$ ,  $c_1 = \min\{\eta_{\tilde{V}}(x) | x \in V\}$ ,  $c_2 = \min\{\eta_{\tilde{E}}(uv) | uv \in E\}$ ,  $d_1 = \max\{\nu_{\tilde{V}}(x) | x \in V\}$ , and  $d_2 = \max\{\nu_{\tilde{E}}(uv) | uv \in E\}$ .

If  $\alpha = \min\{a, b\}$ ,  $\delta = \min\{c_1, c_2\}$ , and  $\beta = \max\{d_1, d_2\}$ , then the cut  $G^{\alpha, \delta, \beta}$  becomes the crisp underlying graph  $G^*$ .

**Proof.** Since  $\alpha = \min\{a, b\}$ ,  $\delta = \min\{c_1, c_2\}$ , and  $\beta = \max\{d_1, d_2\}$ , we get  $\mu_{\tilde{V}}(x) \geq \alpha; \eta_{\tilde{V}}(x) \geq \delta; \nu_{\tilde{V}}(x) \leq \beta$  for each  $x \in V$ . Also, all pairs  $uv \in E$  satisfy  $\mu_{\tilde{E}}(uv) \geq \alpha; \eta_{\tilde{E}}(uv) \geq \delta; \nu_{\tilde{E}}(uv) \leq \beta$ . Therefore, all vertices and edges in the PFG  $\tilde{G}$  are contained in the cut  $G^{\alpha, \delta, \beta}$ . Thus, the cut becomes the crisp underlying graph  $G^* = (V, E)$  and the theorem is proved. ■

**Theorem 3.2.4.** Given a graph  $G^* = (V, E)$ . Let  $\tilde{G}_1(\tilde{V}_1, \tilde{E}_1)$  and  $\tilde{G}_2(\tilde{V}_2, \tilde{E}_2)$  be picture fuzzy graphs on  $G^*$ . Let  $\alpha, \delta, \beta$  be elements of the level set  $L$  of  $\tilde{G}$ . If  $\tilde{G}_1 \subseteq \tilde{G}_2$ , then  $G_1^{\alpha, \delta, \beta} \subseteq G_2^{\alpha, \delta, \beta}$ .

**Proof.** We have  $\tilde{G}_1 \subseteq \tilde{G}_2$ . It means that  $\tilde{V}_1 \subseteq \tilde{V}_2$  and  $\tilde{E}_1 \subseteq \tilde{E}_2$ . Based on the definition of a subset of PFS, we get

$$\mu_{\tilde{V}_1}(x) \leq \mu_{\tilde{V}_2}(x); \eta_{\tilde{V}_1}(x) \leq \eta_{\tilde{V}_2}(x); \nu_{\tilde{V}_1}(x) \geq \nu_{\tilde{V}_2}(x)$$

for all  $x \in V$ . Also,

$$\mu_{\tilde{E}_1}(uv) \leq \mu_{\tilde{E}_2}(uv); \eta_{\tilde{E}_1}(uv) \leq \eta_{\tilde{E}_2}(uv); \nu_{\tilde{E}_1}(uv) \geq \nu_{\tilde{E}_2}(uv)$$

for all  $uv \in E$ . Let  $x$  be any vertex in  $V_1^{\alpha,\delta,\beta}$  and  $uv$  be any edge in  $E_1^{\alpha,\delta,\beta}$ . According to the definition of  $\alpha, \delta, \beta$ -cut of PFS:

$$\alpha \leq \mu_{\tilde{V}_1}(x) \leq \mu_{\tilde{V}_2}(x); \delta \leq \eta_{\tilde{V}_1}(x) \leq \eta_{\tilde{V}_2}(x); \beta \geq \nu_{\tilde{V}_1}(x) \geq \nu_{\tilde{V}_2}(x)$$

and

$$\alpha \leq \mu_{\tilde{E}_1}(uv) \leq \mu_{\tilde{E}_2}(uv); \delta \leq \eta_{\tilde{E}_1}(uv) \leq \eta_{\tilde{E}_2}(uv); \beta \geq \nu_{\tilde{E}_1}(uv) \geq \nu_{\tilde{E}_2}(uv).$$

Consequently,  $\alpha \leq \mu_{\tilde{V}_2}(x); \delta \leq \eta_{\tilde{V}_2}(x); \beta \geq \nu_{\tilde{V}_2}(x)$  and  $\alpha \leq \mu_{\tilde{E}_2}(uv); \delta \leq \eta_{\tilde{E}_2}(uv); \beta \geq \nu_{\tilde{E}_2}(uv)$ . Hence,  $x \in V_2^{\alpha,\delta,\beta}$  and  $uv \in E_2^{\alpha,\delta,\beta}$ . We get  $V_1^{\alpha,\delta,\beta} \subseteq V_2^{\alpha,\delta,\beta}$  and  $\tilde{E}_1^{\alpha,\delta,\beta} \subseteq \tilde{E}_2^{\alpha,\delta,\beta}$ . Thus,  $G_1^{\alpha,\delta,\beta} \subseteq G_2^{\alpha,\delta,\beta}$  and the proof is complete. ■

The reverse statement of Theorem 3.2.4 is not always holding. We explain this condition in the example below.

**Example 3.2.1.** Given two picture fuzzy graphs  $\tilde{G}_1 = (\tilde{V}_1, \tilde{E}_1)$  and  $\tilde{G}_2 = (\tilde{V}_2, \tilde{E}_2)$  in Fig. 6. The cut  $G_1^{0.3,0.2,0.4}$  is depicted in Fig. 7(i), and the cut  $G_2^{0.3,0.2,0.4}$  is presented in Fig. 7(ii). We can see that  $G_2^{0.3,0.2,0.4} \subseteq G_1^{0.3,0.2,0.4}$ . However, PFG  $\tilde{G}_2$  is not a subset of  $\tilde{G}_1$  since  $\mu_{\tilde{E}_2}(BD) > \mu_{\tilde{E}_1}(BD) = 0; \eta_{\tilde{E}_2}(BD) > \eta_{\tilde{E}_1}(BD) = 0; \nu_{\tilde{E}_2}(BD) > \nu_{\tilde{E}_1}(BD) = 0$ .

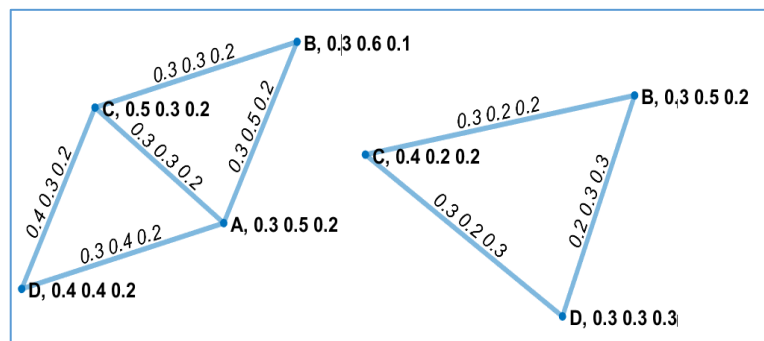


Fig. 6. Two picture fuzzy graphs  $\tilde{G}_1(\tilde{V}_1, \tilde{E}_1)$  (left) and  $\tilde{G}_2(\tilde{V}_2, \tilde{E}_2)$  (right).

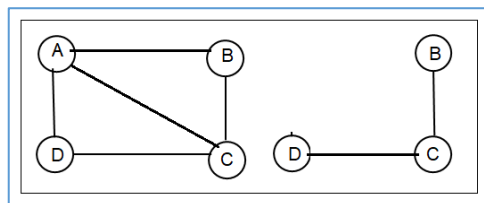


Fig. 7. (i) Cut  $G_1^{0.3,0.2,0.4}$ ; (ii) Cut  $G_2^{0.3,0.2,0.4}$

### 3.3. Coloring PFGs through $\alpha, \delta, \beta$ - Cut Graphs

Given a graph  $G^* = (V, E)$  and  $\tilde{G}(\tilde{V}, \tilde{E})$  is a picture fuzzy graph on  $G^*$ . Let  $\Gamma = \{G^{\alpha,\delta,\beta}\}$  be a family of  $\alpha, \delta, \beta$ -cuts of the PFG  $\tilde{G}$ , for  $\alpha, \delta, \beta \in L \cup \{0\}$ ,  $\alpha + \delta + \beta \leq 1$ , and  $L$  is the level set of  $\tilde{G}$ . We focus on vertex coloring of the PFG through crisp coloring on the family  $\Gamma$ . Further, we determine a crisp chromatic number  $\chi^{\alpha,\delta,\beta}$  of each cut  $G^{\alpha,\delta,\beta}$ . A chromatic number of the PFG  $\tilde{G}$  is defined below.

**Definition 3.3.1.** Given a picture fuzzy graph  $\tilde{G}(V, \tilde{E})$  on  $G^*$ . A chromatic number of the PFG  $\tilde{G}$  is a picture fuzzy number

$$\tilde{\chi} = \{(x, p_{\tilde{\chi}}(x), q_{\tilde{\chi}}(x), r_{\tilde{\chi}}(x)) \mid x \in X\}$$

where  $X = \{1, 2, \dots, |V|\}$ ,  $p_{\tilde{\chi}}(x) = \sup \{\alpha \in L \mid x \in A^{\alpha,\delta,\beta}\}$ ;  $q_{\tilde{\chi}}(x) = \sup \{\delta \in L \mid x \in A^{\alpha,\delta,\beta}\}$ ,  $r_{\tilde{\chi}}(x) = \inf \{\beta \in L \mid x \in A^{\alpha,\delta,\beta}\}$ , and  $A^{\alpha,\delta,\beta} = \{\chi^{\alpha,\delta,\beta} \mid \alpha, \delta, \beta \in L \cup \{0\}\}$ .

An interpretation of the chromatic number of the PFG is as follows:

- When the values  $\alpha$  and  $\delta$  are low and the value  $\beta$  is high, there are a lot of adjacent vertices (more incompatible vertices). Hence, more colors are used for vertex coloring of  $\tilde{G}$ .
- Conversely, when the values  $\alpha$  and  $\delta$  are high, and the value  $\beta$  is low, there are not so many adjacent vertices (less incompatible vertices). Hence, fewer colors are used for vertex coloring of  $\tilde{G}$ .

An illustration of an application of coloring of a PFG is given in the example as follows.

**Example 3.3.1.** Given a PFG  $\tilde{G}(V, \tilde{E})$  where the vertex set  $V$  is a crisp set and edge set  $\tilde{E}$  is a PFS. The vertices in  $V$  represent traffic flows in an intersection. An edge between two vertices indicates that the two traffic flows are not compatible when they move in the same phase. The interpretations of degrees  $\mu(uv)$ ,  $\eta(uv)$ ,  $\nu(uv)$  are as follows:

- The degree  $\mu(uv)$  is the degree of incompatibility between the traffic flows  $u$  and  $v$  (traffic flows  $u$  and  $v$  are in conflict). The degree  $\mu(uv)$  can be obtained by fuzzifying the data of traffic flows that are in primary conflict (crossing).
- The degree  $\nu(uv)$  is the degree of compatibility between the traffic flows  $u$  and  $v$  (traffic flows  $u$  and  $v$  are not in conflict). The degree  $\nu(uv)$  can be obtained by fuzzifying the data of traffic flows that are not in conflict.
- The degree  $\eta(uv)$  is the degree of indeterminacy whether the traffic flows  $u$  and  $v$  are compatible or not. The degree  $\eta(uv)$  can be obtained by fuzzifying the data of traffic flows that are not in primary conflict (merging).

Whereas, an interpretation of the chromatic number  $\tilde{\chi} = \{(x, p_{\tilde{\chi}}(x), q_{\tilde{\chi}}(x), r_{\tilde{\chi}}(x)) \mid x \in X\}$  of the PFG is as follows: the number  $x \in X$  indicates the number of phase required to arrange traffic flows in an intersection. The meaning of degrees  $p$ ,  $q$ , and  $r$  are as follows:

- The degree  $p(x)$  is the security level when we apply the number of phase  $x$  in an intersection.
- The degree  $r(x)$  is the level of insecurity when we apply the number of phase  $x$  in an intersection.
- The degree  $q(x)$  is the indeterminacy level whether the condition is secure or not when we apply the number of phase  $x$  in an intersection.

The lower values  $\alpha$  and  $\delta$  and the higher value  $\beta$  in the network indicate that we need to arrange traffic flows at a maximum security level since there are much incompatible traffic flows in the intersection, and vice versa.

Further, some properties of the cut chromatic numbers of the PFGs are verified.

**Theorem 3.3.1.** Let  $\tilde{G}(\tilde{V}, \tilde{E})$  be a PFG on  $G^* = (V, E)$ . Let  $\alpha_1, \delta_1, \beta_1, \alpha_2, \delta_2, \beta_2 \in L$  where  $L$  is the level set of the PFG. If  $\alpha_1 \geq \alpha_2, \delta_1 \geq \delta_2, \beta_1 \leq \beta_2$ , then  $\chi^{\alpha_1, \delta_1, \beta_1} \leq \chi^{\alpha_2, \delta_2, \beta_2}$ .

**Proof.** Let  $\alpha_1, \delta_1, \beta_1, \alpha_2, \delta_2, \beta_2 \in L$  where  $\alpha_1 \geq \alpha_2, \delta_1 \geq \delta_2, \beta_1 \leq \beta_2$ . Based on Theorem 4.2.1,  $G^{\alpha_1, \delta_1, \beta_1} \subseteq G^{\alpha_2, \delta_2, \beta_2}$ . According to a property of crisp chromatic number, we get  $\chi^{\alpha_1, \delta_1, \beta_1} \leq \chi^{\alpha_2, \delta_2, \beta_2}$ . ■

**Theorem 3.3.2.** Given a picture fuzzy graph  $\tilde{G}(\tilde{V}, \tilde{E})$  on  $G^* = (V, E)$  with  $|V| = n$ . If  $\alpha = 0, \delta = 0, \beta = \max\{d_1, d_2\}$  where  $d_1 = \max\{\nu_{\tilde{V}}(x) \mid x \in V\}$  and  $d_2 = \max\{\nu_{\tilde{E}}(uv) \mid uv \in E\}$ , then  $\chi^{\alpha, \delta, \beta} = n$ .

**Proof.** According to Theorem 4.2.2, we get  $G^{\alpha, \delta, \beta}$  is a complete crisp graph with  $n$  vertices. Thus, its chromatic number is  $\chi^{\alpha, \delta, \beta} = n$ . ■

**Example 3.3.2.** Given a PFG in Fig. 6 (left). Some  $\alpha, \delta, \beta$ -cuts of the PFG and their chromatic numbers



$\chi^{\alpha,\delta,\beta}$  are described in Fig. 8.

Note that the vertex-labels  $1 = A, 2 = B, 3 = C,$  and  $4 = D.$  We can see in Fig. 8 in (up rows, left side), the cut  $G^{\alpha,\delta,\beta}$  is a complete crisp graph for  $\alpha = 0, \delta = 0, \beta = 1.$  Further, the cut  $G^{\alpha,\delta,\beta}$  in Fig. 8 in (up rows, right side) is equal to the crisp underlying graph  $G^* = (V, E)$  for  $\delta = \min \{a, b\}, \beta = 1$  where  $a = \min \{\mu_{\tilde{A}}(x) | x \in V\}; b = \min \{\mu_{\tilde{A}}(uv) | uv \in E\}.$  All possible cuts of the PFG and the chromatic numbers of the cuts are shown in Table 1.

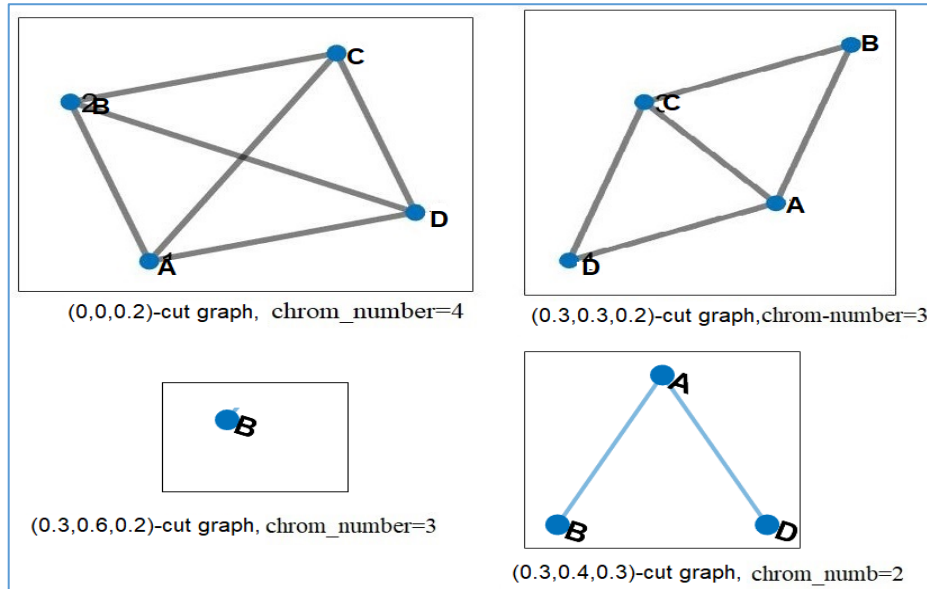


Fig. 8.  $\alpha, \delta, \beta$ -Cuts and the cut chromatic numbers  $\chi^{\alpha,\delta,\beta}$  of the PFG in Fig. 6 (left)

Table 1.  $\alpha, \delta, \beta$ -Cuts of the PFG in Fig. 6 (left)

No	$\alpha, \delta, \beta$	$V^{\alpha,\delta,\beta}, E^{\alpha,\delta,\beta}$	$\chi^{\alpha,\delta,\beta}$
1	0;0;1	$E^{\alpha,\delta,\beta} = \{AB, AC, AD, BC, BD, CD\}$	4
2	0;0;0.2	$E^{\alpha,\delta,\beta} = \{AB, AC, AD, BC, BD, CD\}$	4
3	0.3;0.3;0.2	$E^{\alpha,\delta,\beta} = \{AB, AC, AD, BC, CD\}$	3
4	0.3;0.3;0.3	$E^{\alpha,\delta,\beta} = \{AB, AC, AD, BC, CD\}$	3
5	0.3;0.4;0.3	$V = \{A, B, D\}, E^{\alpha,\delta,\beta} = \{AB, AD\}$	2
6	0.3;0.4;0.2	$V = \{A, B, D\}, E^{\alpha,\delta,\beta} = \{AB, AD\}$	2
7	0.3;0.6;0.2	$V = \{B\}, E^{\alpha,\delta,\beta} = \emptyset$	1
8	0.3;0.6;0.1	$V = \{B\}, E^{\alpha,\delta,\beta} = \emptyset$	1

It is clear that  $X = \{1,2,3,4\}.$  Based on Table 1,  $A^{\alpha,\delta,\beta} = \{1,2,3,4\}.$  Further, the values

$$\begin{aligned}
 p_{\tilde{\chi}}(1) &= \sup \{ \alpha \in L | 1 \in A^{\alpha,\delta,\beta} \} = 0.3, q_{\tilde{\chi}}(1) = \sup \{ \delta \in L | 1 \in A^{\alpha,\delta,\beta} \} = 0.6, \\
 r_{\tilde{\chi}}(1) &= \inf \{ \beta \in L | 1 \in A^{\alpha,\delta,\beta} \} = 0.1, \\
 p_{\tilde{\chi}}(2) &= \sup \{ \alpha \in L | 2 \in A^{\alpha,\delta,\beta} \} = 0.3, q_{\tilde{\chi}}(2) = \sup \{ \delta \in L | 2 \in A^{\alpha,\delta,\beta} \} = 0.4, \\
 r_{\tilde{\chi}}(2) &= \inf \{ \beta \in L | 2 \in A^{\alpha,\delta,\beta} \} = 0.2,
 \end{aligned}$$

and others.

Thus, the chromatic number of the PFG in Fig. 6 (left) is a picture fuzzy number:

$$\tilde{\chi} = \{ (1, (0.3,0.6,0.1)), (2, (0.3,0.4,0.2)), (3, (0.3,0.3,0.2)), (4, (0,0,0.2)) \}.$$

Moreover, we construct an algorithm to find the  $\alpha, \delta, \beta$ -cuts of a PFG and determine chromatic number  $\chi^{\alpha, \delta, \beta}$  of each cut  $G^{\alpha, \delta, \beta}$  as in Fig. 9.

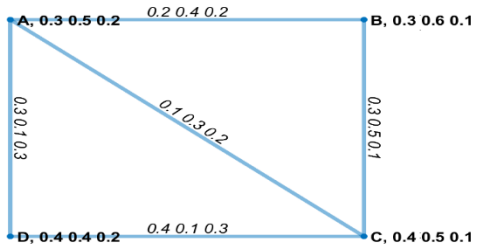
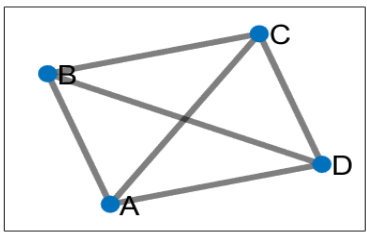
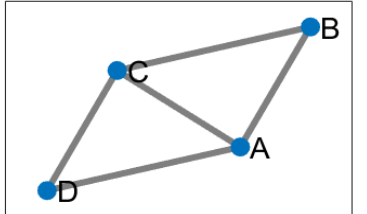


Algorithm 1: Finding $\alpha, \delta, \beta$ -cuts of the PFG and the cut chromatic numbers		
Input	V, E	% underlying vertex set and edge set of PFG $\tilde{G}$
Input	WE	% PM, NeuM, and NM of edges in $\tilde{G}$
Input	WV	% PM, NeuM, and NM of vertices in $\tilde{G}$
Input	L	% level set of the PFG $\tilde{G}$
Input	$\alpha, \delta, \beta$	
Output	$G^{\alpha, \delta, \beta}, \chi^{\alpha, \delta, \beta}, \tilde{\chi}$ .	
Steps	Commands	
1	Set $y1=\alpha; y2=\delta; y3=\beta;$	
2	for All x in V do	
3	if $WV(x) \geq y1 \ \& \ WV(x) \geq y2 \ \& \ WV(x) \leq y3$	
4	Include x in $V^{\alpha, \delta, \beta}$	
5	else	
6	x is not in $V^{\alpha, \delta, \beta}$	
7	end	
8	end	
9	for all uv in E do	
10	if $WE(uv) \geq y1 \ \& \ WE(uv) \geq y2 \ \& \ WE(uv) \leq y3$	
11	Include uv in $E^{\alpha, \delta, \beta}$	
12	else	
13	uv is not in $E^{\alpha, \delta, \beta}$	
14	end	
15	end	
16	Display $V^{\alpha, \delta, \beta}$	
17	Set $E^{\alpha, \delta, \beta} = \{uv   u, v \in V^{\alpha, \delta, \beta}\}$	
18	Set $G^{\alpha, \delta, \beta} = (V^{\alpha, \delta, \beta}, E^{\alpha, \delta, \beta})$ .	
19	Find crisp chromatic number $\chi^{\alpha, \delta, \beta}$ .	
20	Plot ( $G^{\alpha, \delta, \beta}$ ).	
21	Set $A^{\alpha, \delta, \beta} = \{\chi^{\alpha, \delta, \beta}   \alpha, \delta, \beta \in L \cup \{0, 1\}\}$ .	
22	Set $p_x = \sup \{ \alpha \in L   x \in A^{\alpha, \delta, \beta} \}; q_x = \sup \{ \delta \in L   x \in A^{\alpha, \delta, \beta} \};$ $r_x = \inf \{ \beta \in L   x \in A^{\alpha, \delta, \beta} \}$ .	
23	Set $X = 1:  V $ .	
24	Display $\tilde{\chi} = \{(x, p_x, q_x, r_x   x \in X)$	

Fig. 9. The algorithm on finding  $\alpha, \delta, \beta$ -cuts of the PFG and the cut chromatic numbers

The step 1 is to input the  $\alpha; \delta;$  and  $\beta$ . Further, steps 2-18 is to determine a cut  $G^{\alpha, \delta, \beta}$  of the PFG  $\tilde{G}(\tilde{V}, \tilde{E})$ . The step 19 is to determine the cut chromatic number  $\chi^{\alpha, \delta, \beta}$ . The figure of the cut  $G^{\alpha, \delta, \beta}$  is given in step 20. Finally, steps 21-24 give the chromatic number of the PFG.

We evaluate the algorithm through a computer-based experiment using Matlab programming. Let us consider a PFG  $\tilde{G}(\tilde{V}, \tilde{E})$  in Table 2 (No 1, column 3). Some of  $\alpha, \delta, \beta$ -Cuts of the PFG which are outputs of the Matlab program file, are shown in Table 2 (No 2-6). Column 1 contains the values  $y1, y2,$  and  $y3$  in step 1. Meanwhile, column 2 and column 3 contain the output of step 2-20.

Table 2. Some of  $\alpha, \delta, \beta$ -Cuts of the PFG in Fig. 4

No	$y_1=\alpha, y_2=\delta, y_3=\beta$	$G^{\alpha, \delta, \beta}$	$\chi^{\alpha, \delta, \beta}$
		$\tilde{G}(\tilde{V}, \tilde{E})$	
1			
2	0;0;0.3		4
3	0.1;0.1;0.3		3
4	0.2;0.4;0.2		2
5	0.3;0.6;0.1		1

Further, the output of step 21 is  $A^{\alpha, \delta, \beta} = \{1, 2, 3, 4\}$ . By performing step 22-24, we get the chromatic number of the PFG in Table 2 (row 1) as follows:

$$\tilde{\chi} = \{(1, (0.3, 0.6, 0.1)), (2, (0.2, 0.4, 0.2)), (3, (0.1, 0.1, 0.3)), (4, (0, 0, 0.3))\}.$$

#### 4. Conclusion

We have developed the notion of  $\alpha, \delta, \beta$ -cuts of picture fuzzy graphs (PFGs) and have investigated some properties of the cuts. Further, we have used the concept to define PFGs coloring and the chromatic number of the PFGs based on the  $\alpha, \delta, \beta$ -cuts. Based on the concepts that have been constructed, we designed an algorithm for determining the  $\alpha, \delta, \beta$ -cuts and the PFGs chromatic number. Finally, evaluations of the algorithm have been done through a computer-based experiment. The results of this research will have an impact on problem-solving related to theories and applications of PFGs. In the upcoming research, we will propose PFGs coloring based on strong adjacency between vertices and define the strong chromatic number of the PFGs.

### Acknowledgment

The authors thank the reviewers for their comments in the paper. The authors also thank the editorial team of IJAIN, who have proofread our paper.

### Declarations

**Author contribution.** The first author contributed to the construction of definitions, theorems, and the algorithm in the results and discussion section. Meanwhile, the second author contributed to the evaluation of the algorithm. All authors read and approved the final paper.

**Funding statement.** None of the authors have received any funding or grants from any institution or funding body for the research.

**Conflict of interest.** The authors declare no conflict of interest.

**Additional information.** No additional information is available for this paper.

### References

- [1] S. Mathew, J. N. Mordeson, and D. S. Malik, "Fuzzy Graph Theory," in *Studies in Fuzziness and Soft Computing*, Second., Switzerland: Springer Nature, 2018, pp. 13–76, doi: [10.1007/978-3-319-71407-3](https://doi.org/10.1007/978-3-319-71407-3).
- [2] K. T. Atanassov, "On intuitionistic fuzzy graphs and intuitionistic fuzzy relations," in *Proceedings of the VI IFSA World Congress*, 1995, pp. 551–554. Available at: [Google Scholar](https://scholar.google.com/).
- [3] B. C. Cuong and V. Kreinovich, "Picture fuzzy sets - A new concept for computational intelligence problems," in *2013 3rd World Congress on Information and Communication Technologies, WICT*, 2013, pp. 1–6, doi: [10.1109/WICT.2013.7113099](https://doi.org/10.1109/WICT.2013.7113099)
- [4] B. C. Cuong, "Picture fuzzy sets," *J. Comput. Sci. Cybern.*, vol. 30, no. 4, pp. 409–420, 2015, doi: [10.15625/1813-9663/30/4/5032](https://doi.org/10.15625/1813-9663/30/4/5032).
- [5] P. Dutta and S. Ganju, "Some aspects of picture fuzzy set," *Trans. A. Razmadze Math. Inst.*, vol. 172, no. 2, pp. 164–175, 2018, doi: [10.1016/j.trmi.2017.10.006](https://doi.org/10.1016/j.trmi.2017.10.006).
- [6] B. Davvaz, N. Jan, T. Mahmood, and K. Ullah, "Intuitionistic Fuzzy Graphs of n Type with Applications," *J. Intell. Fuzzy Syst.*, vol. 36, no. 4, pp. 3923–3932, 2019, doi: [10.3233/JIFS-181123](https://doi.org/10.3233/JIFS-181123)
- [7] M. Pal, S. Samanta, and G. Ghorai, "Intuitionistic Fuzzy Graphs," 2020, 1st ed., pp. 225–274, doi: [https://doi.org/10.1007/978-981-15-8803-7\\_9](https://doi.org/10.1007/978-981-15-8803-7_9), doi: [10.1007/978-981-15-8803-7\\_9](https://doi.org/10.1007/978-981-15-8803-7_9).
- [8] T. Al-hawary, T. Mahmood, N. Jan, and K. Ullah, "On Intuitionistic Fuzzy Graphs and Some Operations on Picture Fuzzy Graphs On Intuitionistic Fuzzy Graphs and Some Operations on," *Ital. J. Pure Appl. Math.*, vol. In Press, pp. 1–15, 2018, available at: [Google Scholar](https://scholar.google.com/).
- [9] P. Dutta and K. Saikia, "Some aspects of Equivalence Picture Fuzzy Relation Palash," *Adv. Model. Anal. A*, vol. 172, no. 2, pp. 164–175, 2018, doi: [10.1016/j.trmi.2017.10.006](https://doi.org/10.1016/j.trmi.2017.10.006).
- [10] C. Zuo, A. Pal, and A. Dey, "New concepts of picture fuzzy graphs with application," *Mathematics*, vol. 7, no. 5, pp. 1–18, 2019, doi: [10.3390/math7050470](https://doi.org/10.3390/math7050470).
- [11] W. Xiao, A. Dey, and L. H. Son, "A study on regular picture fuzzy graph with applications in communication networks," *J. Intell. Fuzzy Syst.*, vol. 39, no. 3, pp. 3633–3645, 2020, doi: [10.3233/JIFS-191913](https://doi.org/10.3233/JIFS-191913).
- [12] M. Ismayil A, R. U. Rehman A, and R. Tejaskumar, "Edge Domination in Picture Fuzzy Graphs," *Int. J. Comput. Eng. Res.*, vol. 09, no. 08, pp. 39–45, 2019. Available at: [Google Scholar](https://scholar.google.com/).
- [13] S. Jayalakshmi and D. Vidhya, "On Direct Sum of Two Picture Fuzzy Graph," in *AIP Conf. Proc.*, 2020, vol. 2277, no. 090004, pp. 1–7, doi: [10.1063/5.0025300](https://doi.org/10.1063/5.0025300).
- [14] A. Talebi, H. Rashmanlou, and S. H. Sadati, "Several Notions of Energy in Picture Fuzzy Graphs," in *4th International Conference on Combinatorics, Cryptography, Computer Science and Computing (I4C)*, 2019, pp. 200–228, available at: [Google Scholar](https://scholar.google.com/).
- [15] L. T. Koczy, N. Jan, T. Mahmood, and K. Ullah, "Analysis of social networks and Wi-Fi networks by using the concept of picture fuzzy graphs," *Soft Comput.*, vol. 24, no. 21, pp. 16551–16563, 2020, doi: [10.1007/s00500-020-04959-9](https://doi.org/10.1007/s00500-020-04959-9).

- [16] K. Mohanta, A. Dey, and A. Pal, "A study on picture dombi fuzzy graph," *Decis. Manag. and Engineering*, vol. 3, no. 2, pp. 119–130, 2020, doi: [10.31181/dmame2003119m](https://doi.org/10.31181/dmame2003119m).
- [17] S. Das and G. Ghorai, "Analysis of the effect of medicines over bacteria based on competition graphs with picture fuzzy environment," *Comput. Appl. Math.*, vol. 39, no. 3, pp. 1–21, 2020, doi: [10.1007/s40314-020-01196-6](https://doi.org/10.1007/s40314-020-01196-6).
- [18] S. Das and G. Ghorai, "Analysis of Road Map Design Based on Multigraph with Picture Fuzzy Information," *Int. J. Appl. Comput. Math.*, vol. 6, no. 3, pp. 1–17, 2020, doi: [10.1007/s40819-020-00816-3](https://doi.org/10.1007/s40819-020-00816-3).
- [19] S. Das, G. Ghorai, and M. Pal, *Certain Competition Graphs Based on Picture Fuzzy Environment with Applications*, 2020, doi: [10.1007/s10462-020-09923-5](https://doi.org/10.1007/s10462-020-09923-5), doi: [10.1007/s10462-020-09923-5](https://doi.org/10.1007/s10462-020-09923-5).
- [20] S. Das, G. Ghorai, and M. Pal, "Genus of Graphs Under Picture Fuzzy Environment with Applications," *J. Ambient. Intell. Humaniz. Comput.*, 2021, doi: [10.1007/s12652-020-02887-y](https://doi.org/10.1007/s12652-020-02887-y).
- [21] M. Sitara, M. Akram, and M. Riaz, "Decision-Making Analysis Based on q-Rung Picture Fuzzy Graph Structures," *J Appl Math Comput* ., 2021, doi: [10.1007/s12190-020-01471-z](https://doi.org/10.1007/s12190-020-01471-z).
- [22] P. Mani, B. Vasudevan, and M. Sivaraman, "Shortest path algorithm of a network via picture fuzzy digraphs and its application," *Mater. Today Proc.*, 2021, doi: [10.1016/j.matpr.2020.12.006](https://doi.org/10.1016/j.matpr.2020.12.006).
- [23] M. Pal, S. Samanta, and G. Ghorai, "Coloring of Fuzzy Graph," 2020, 1st ed., pp. 175–193, doi: [10.1007/978-981-15-8803-7\\_7](https://doi.org/10.1007/978-981-15-8803-7_7).
- [24] I. Rosyida, Widodo, C. R. Indrati, D. Indriati, and Nurhaida, "Fuzzy Chromatic Number of Union of Fuzzy Graphs: An Algorithm, Properties and its Application," *Fuzzy Sets Syst.*, vol. 384, pp. 115–131, 2020, doi: [10.1016/j.fss.2019.04.028](https://doi.org/10.1016/j.fss.2019.04.028).
- [25] I. Rosyida, J. Peng, L. Chen, W. Widodo, C. R. Indrati, and K. A. Sugeng, "An Uncertain Chromatic Number of an Uncertain Graph Based on  $\alpha$ -Cut Coloring," *Fuzzy Optim Decis Mak.*, vol. 17, pp. 103–123, 2018, doi: [10.1007/s10700-016-9260-x](https://doi.org/10.1007/s10700-016-9260-x).
- [26] I. Rosyida, Widodo, C. R. Indrati, and D. Indriati, "On construction of fuzzy chromatic number of cartesian product of path and other fuzzy graphs," *J. Intell. Fuzzy Syst.*, vol. 39, no. 1, pp. 1073–1080, 2020, doi: [10.3233/JIFS-191982](https://doi.org/10.3233/JIFS-191982).
- [27] I. Rosyida, Widodo, C. R. Indrati, and K. A. Sugeng, "A New Approach for Determining Fuzzy Chromatic Number of Fuzzy Graph", *J. Intell. Fuzzy Syst.*, vol. 28, no. 5, pp. 2331–2341, 2015, doi: [10.3233/IFS-141521](https://doi.org/10.3233/IFS-141521).
- [28] S. Ismail Mohideen and M. . Rifayathali, "Coloring of intuitionistic fuzzy graph using (alpha,beta)-cuts.," *Int. Res. J. Math. Eng. IT*, vol. 2, no. 12, pp. 14–26, 2015. Available at: [Google Scholar](https://scholar.google.com/).
- [29] A. Prasanna, M. . Rifayathali, and S. Ismail Mohideen, "Strong intuitionistic fuzzy graphs," *Int. J. Latest Eng. Res. Appl.*, vol. 02, no. 08, pp. 163–169, 2017, doi: [10.1007/s41478-018-0102-9](https://doi.org/10.1007/s41478-018-0102-9).
- [30] M. Ismayil, "Domination in Picture Fuzzy Graphs," in *5th International Conference on Mathematical Methods and Computation (ICOMAC - 2019)*, 2019, no. February, 20-21, pp. 205–210. Available at: [Google Scholar](https://scholar.google.com/).